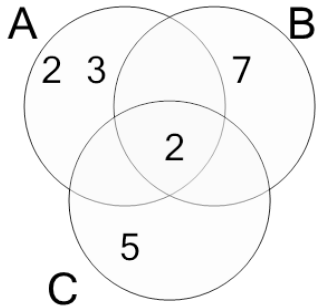




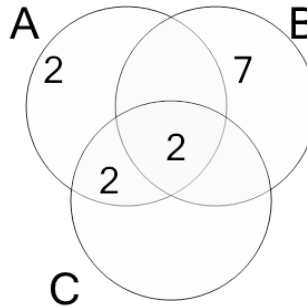
Factoring - Venn Diagrams - 3 Numbers - Populated Venn without Numbers to Numbers

1 Find the numbers that this factor diagram represents



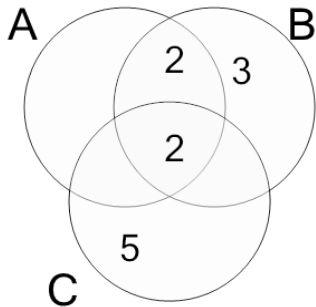
- A A=9, B=14, C=10
- B A=12, B=14, C=6
- C A=12, B=10, C=10
- D A=12, B=14, C=10
- E A=16, B=14, C=5
- F A=7, B=14, C=10

2 Find the numbers that this factor diagram represents



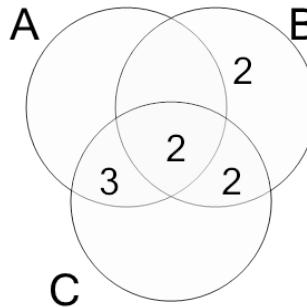
- A A=9, B=12, C=4
- B A=11, B=14, C=4
- C A=8, B=11, C=4
- D A=11, B=18, C=1
- E A=9, B=17, C=4
- F A=8, B=14, C=4

3 Find the numbers that this factor diagram represents



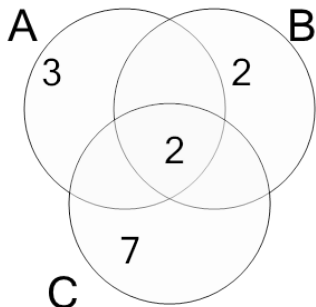
- A A=4, B=9, C=10
- B A=4, B=12, C=13
- C A=8, B=12, C=10
- D A=4, B=12, C=12
- E A=6, B=9, C=10
- F A=4, B=12, C=10

4 Find the numbers that this factor diagram represents



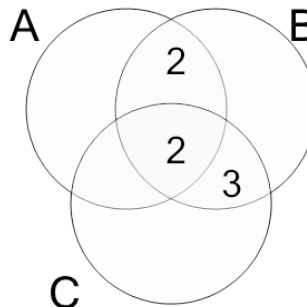
- A A=6, B=3, C=7
- B A=6, B=8, C=9
- C A=5, B=8, C=12
- D A=8, B=10, C=12
- E A=6, B=8, C=12
- F A=3, B=10, C=12

5 Find the numbers that this factor diagram represents



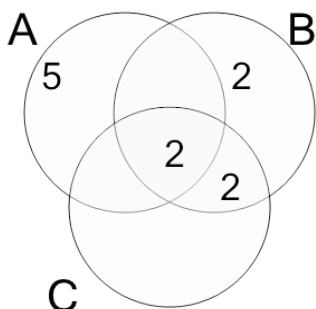
- A A=1, B=1, C=14
- B A=6, B=4, C=11
- C A=3, B=4, C=14
- D A=6, B=5, C=14
- E A=6, B=4, C=14
- F A=6, B=1, C=14

6 Find the numbers that this factor diagram represents



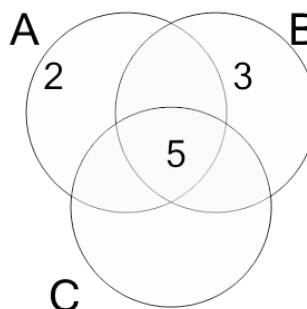
- A A=1, B=12, C=6
- B A=4, B=11, C=6
- C A=4, B=12, C=5
- D A=4, B=7, C=9
- E A=4, B=12, C=6
- F A=1, B=12, C=9

7 Find the numbers that this factor diagram represents



- A A=10, B=8, C=4
- B A=11, B=8, C=4
- C A=10, B=9, C=4
- D A=9, B=8, C=5
- E A=7, B=7, C=4
- F A=8, B=8, C=4

8 Find the numbers that this factor diagram represents



- A A=14, B=17, C=4
- B A=10, B=15, C=5
- C A=6, B=13, C=6
- D A=11, B=19, C=6
- E A=9, B=10, C=8
- F A=10, B=15, C=4