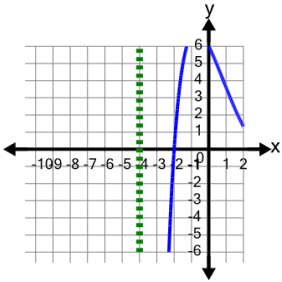


## Rational Functions and Asymptotes - Graph to Asymptote Types

1 What types of asymptotes does this graph show?



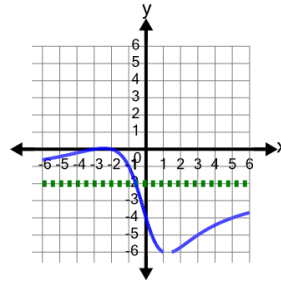
A Vertical asymptote  
No horizontal or slant asymptote

B Vertical asymptote  
Horizontal asymptote (not at zero)

C Horizontal asymptote (at zero)

D Vertical asymptote  
Slant asymptote

2 What types of asymptotes does this graph show?



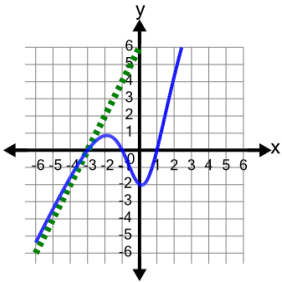
A Horizontal asymptote (not at zero)

B Vertical asymptote  
Horizontal asymptote (not at zero)

C Horizontal asymptote (at zero)

D Vertical asymptote  
No horizontal or slant asymptote

3 What types of asymptotes does this graph show?



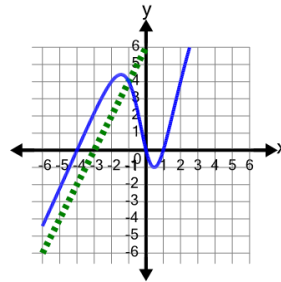
A Horizontal asymptote (not at zero)

B Vertical asymptote  
Horizontal asymptote (not at zero)

C Slant asymptote

D Vertical asymptote  
No horizontal or slant asymptote

4 What types of asymptotes does this graph show?



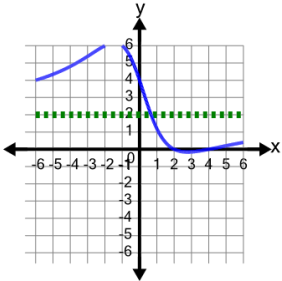
A Vertical asymptote  
Horizontal asymptote (not at zero)

B Vertical asymptote  
Slant asymptote

C Horizontal asymptote (at zero)

D Slant asymptote

5 What types of asymptotes does this graph show?



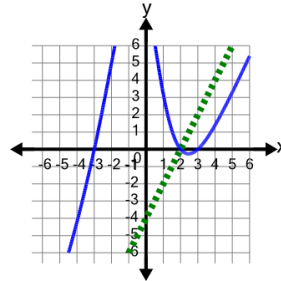
A Vertical asymptote  
Slant asymptote

B Vertical asymptote  
No horizontal or slant asymptote

C Horizontal asymptote (at zero)

D Horizontal asymptote (not at zero)

6 What types of asymptotes does this graph show?



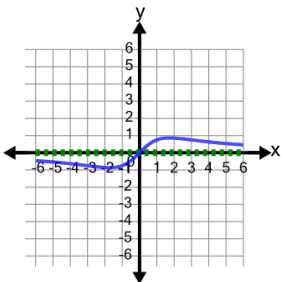
A Vertical asymptote  
Slant asymptote

B Slant asymptote

C Horizontal asymptote (not at zero)

D Vertical asymptote  
No horizontal or slant asymptote

7 What types of asymptotes does this graph show?



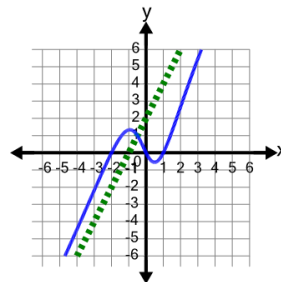
A Horizontal asymptote (at zero)

B Horizontal asymptote (not at zero)

C Vertical asymptote  
Slant asymptote

D Slant asymptote

8 What types of asymptotes does this graph show?



A Slant asymptote

B Vertical asymptote  
No horizontal or slant asymptote

C Vertical asymptote  
Horizontal asymptote (not at zero)

D Vertical asymptote  
Slant asymptote