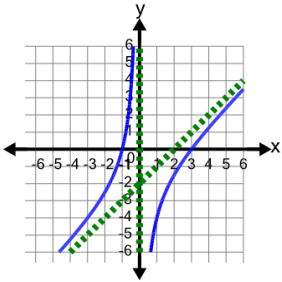




Rational Functions and Asymptotes - Graph to Asymptote Types

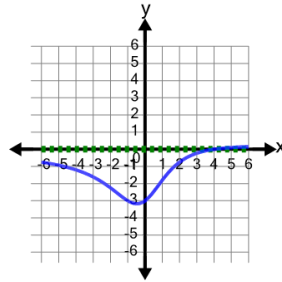


1 What types of asymptotes does this graph show?



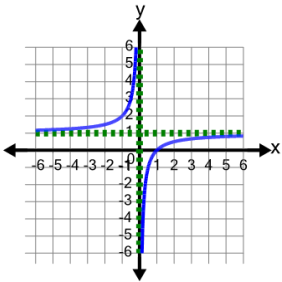
- A Vertical asymptote
Slant asymptote
- B Vertical asymptote
No horizontal or slant asymptote
- C Horizontal asymptote (at zero)
- D Vertical asymptote
Horizontal asymptote (not at zero)

2 What types of asymptotes does this graph show?



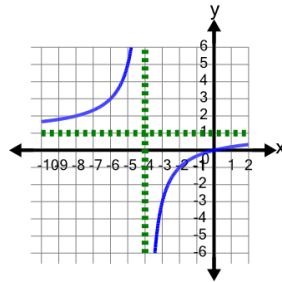
- A Horizontal asymptote (at zero)
- B Horizontal asymptote (not at zero)
- C Vertical asymptote
Horizontal asymptote (not at zero)
- D Vertical asymptote
No horizontal or slant asymptote

3 What types of asymptotes does this graph show?



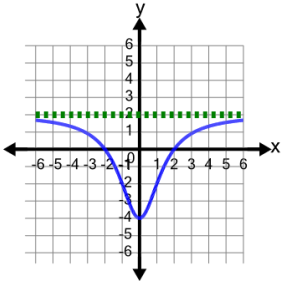
- A Vertical asymptote
Slant asymptote
- B Vertical asymptote
Horizontal asymptote (not at zero)
- C Horizontal asymptote (at zero)
- D Horizontal asymptote (not at zero)

4 What types of asymptotes does this graph show?



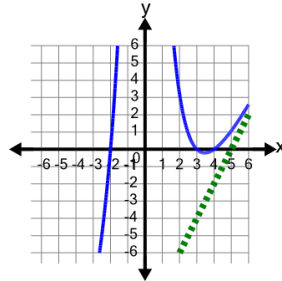
- A **Slant asymptote**
- B Vertical asymptote
Slant asymptote
- C Horizontal asymptote (not at zero)
- D Vertical asymptote
Horizontal asymptote (not at zero)

5 What types of asymptotes does this graph show?



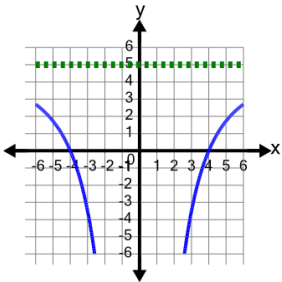
- A Vertical asymptote
Horizontal asymptote (not at zero)
- B **Slant asymptote**
- C Horizontal asymptote (not at zero)
- D Vertical asymptote
Slant asymptote

6 What types of asymptotes does this graph show?



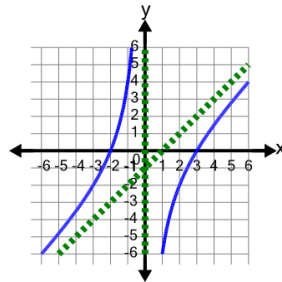
- A Horizontal asymptote (at zero)
- B Vertical asymptote
No horizontal or slant asymptote
- C Vertical asymptote
Slant asymptote
- D **Slant asymptote**

7 What types of asymptotes does this graph show?



- A Vertical asymptote
Slant asymptote
- B Vertical asymptote
Horizontal asymptote (not at zero)
- C Vertical asymptote
No horizontal or slant asymptote
- D Horizontal asymptote (not at zero)

8 What types of asymptotes does this graph show?



- A Vertical asymptote
Slant asymptote
- B Horizontal asymptote (at zero)
- C **Slant asymptote**
- D Vertical asymptote
No horizontal or slant asymptote