
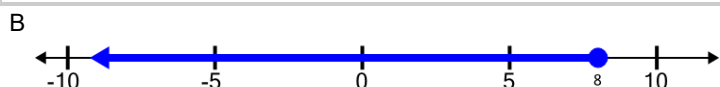






Function Domain/Range Definition - Set Builder to Number Line (Without Union)




1 What number line shows this range? $\{Y \in \mathbb{R} | Y \leq 8\}$



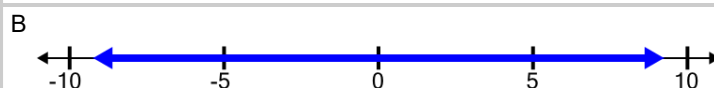
2 What number line shows this domain? $\{X \in \mathbb{R} | X < 4\}$



3 What number line shows this range? $\{Y \in \mathbb{R} | 2 \leq Y\}$



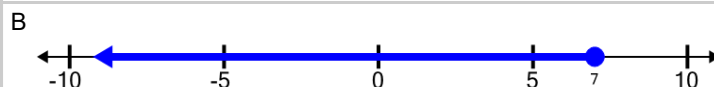
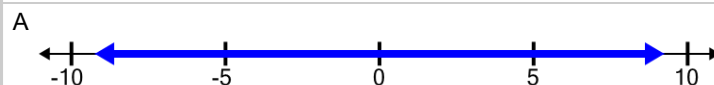
4 What number line shows this range? $\{Y \in \mathbb{R} | 1 < Y\}$



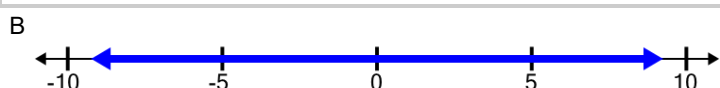

5 What number line shows this range? $\{Y \in \mathbb{R} | -2 \leq Y\}$



6 What number line shows this domain? $\{X \in \mathbb{R} | X \leq 7\}$



7 What number line shows this domain? $\{X \in \mathbb{R} | \}$



8 What number line shows this domain? $\{X \in \mathbb{R} | X \leq 9\}$

