
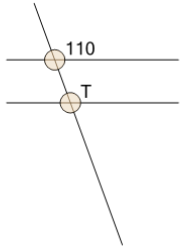


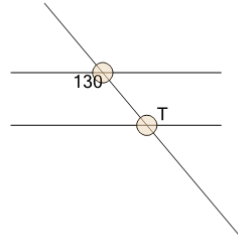


Geometry of Lines - Crossing Parallel Lines Solve Angle

**1**

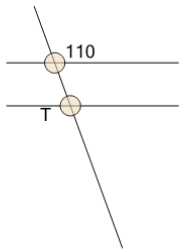
What do we know about angle 'T'?

A	110	B	90
C	45	D	60
E	20	F	160

2

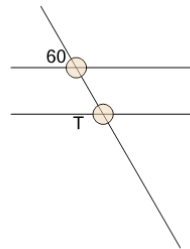
What do we know about angle 'T'?

A	45	B	40
C	90	D	130
E	140	F	60

3

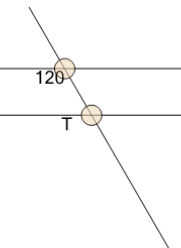
What do we know about angle 'T'?

A	60	B	110
C	160	D	90
E	45	F	20

4

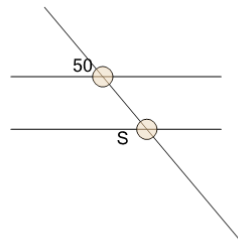
What do we know about angle 'T'?

A	60	B	45
C	150	D	90
E	30	F	120

5

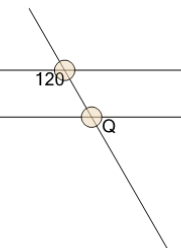
What do we know about angle 'T'?

A	120	B	30
C	90	D	60
E	45	F	150

6

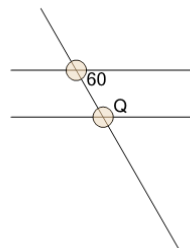
What do we know about angle 'S'?

A	90	B	140
C	130	D	45
E	60	F	40

7

What do we know about angle 'Q'?

A	45	B	60
C	120	D	90
E	150	F	30

8

What do we know about angle 'Q'?

A	60	B	45
C	150	D	30
E	90	F	120