
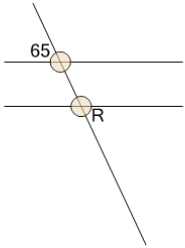




Geometry of Lines - Crossing Parallel Lines Solve Angle



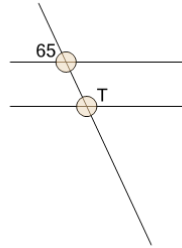
1



What do we know about angle 'R'?

A	155	B	25
C	60	D	90
E	65	F	45

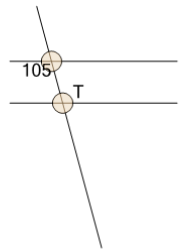
2



What do we know about angle 'T'?

A	25	B	115
C	90	D	45
E	60	F	155

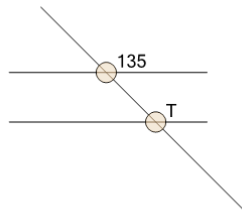
3



What do we know about angle 'T'?

A	165	B	90
C	45	D	15
E	105	F	60

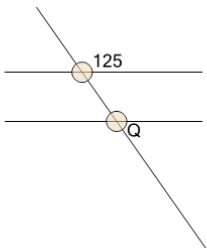
4



What do we know about angle 'T'?

A	135	B	45
C	60	D	90

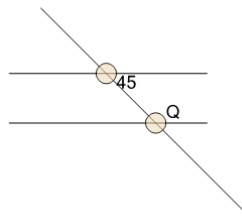
5



What do we know about angle 'Q'?

A	35	B	55
C	145	D	45
E	90	F	60

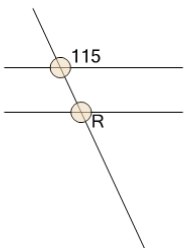
6



What do we know about angle 'Q'?

A	60	B	90
C	135	D	45

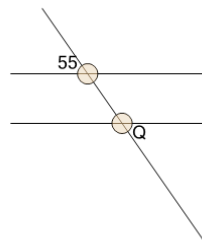
7



What do we know about angle 'R'?

A	65	B	25
C	90	D	155
E	60	F	45

8



What do we know about angle 'Q'?

A	45	B	35
C	90	D	55
E	145	F	60