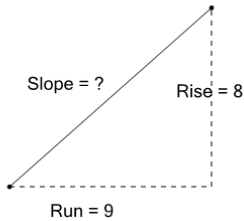




Slope of a Line from Rise and Run - Decimals

1

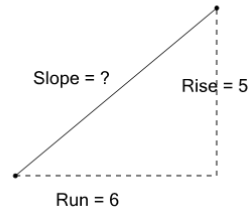
Calculate the slope of the line given that slope is rise/run



A	1.13	B	1.78
C	0.53	D	0.89
E	0.36	F	2.49

2

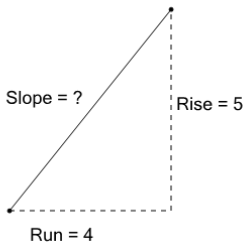
Calculate the slope of the line given that slope is rise/run



A	1.2	B	0.83
C	-1	D	2
E	0.5	F	1.75

3

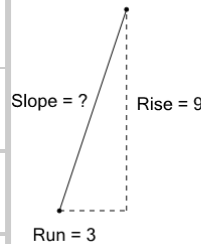
Calculate the slope of the line given that slope is rise/run



A	0.8	B	2.75
C	0.25	D	1.25
E	3.75	F	-1.25

4

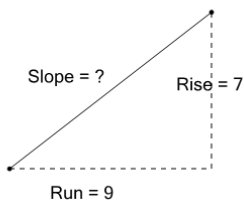
Calculate the slope of the line given that slope is rise/run



A	-3	B	3
C	2.4	D	1.75
E	-1.75	F	-0.6

5

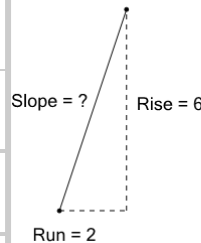
Calculate the slope of the line given that slope is rise/run



A	0.78	B	2.25
C	-0.25	D	0.62
E	0.47	F	1.29

6

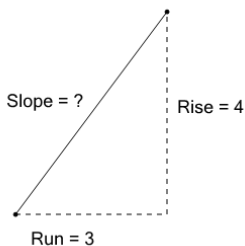
Calculate the slope of the line given that slope is rise/run



A	2.25	B	3
C	1	D	-2.4
E	0.33	F	6

7

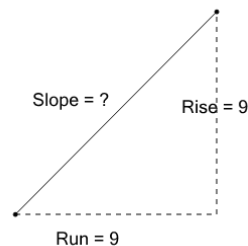
Calculate the slope of the line given that slope is rise/run



A	-0.75	B	0.75
C	0.5	D	1.33
E	2.4	F	-1

8

Calculate the slope of the line given that slope is rise/run



A	1.2	B	3
C	1	D	2.2
E	0	F	-0.2