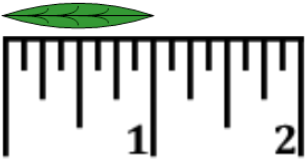

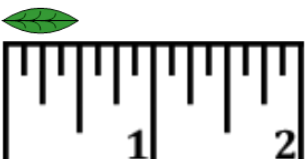





## Measure with Ruler (inches) - Quarter Inches Under 1

<b>1</b> Measure the length of the leaf in inches using the ruler 	A $\frac{3}{4}$ in	B $\frac{1}{2}$ in	C $2\frac{3}{4}$ in	<b>2</b> Measure the length of the leaf in inches using the ruler 	A $2\frac{1}{4}$ in	B $2\frac{1}{2}$ in	C $1\frac{1}{4}$ in
	D 3 in	E 1 in	F $1\frac{1}{2}$ in		D $\frac{3}{4}$ in	E 1 in	F $\frac{1}{4}$ in
<b>3</b> Measure the length of the leaf in inches using the ruler 	A $\frac{1}{4}$ in	B 1 in	C $\frac{3}{4}$ in	<b>4</b> Measure the length of the leaf in inches using the ruler 	A $2\frac{1}{4}$ in	B $1\frac{1}{4}$ in	C $\frac{3}{4}$ in
	D $\frac{1}{2}$ in	E $2\frac{1}{4}$ in	F $1\frac{1}{2}$ in		D 1 in	E $1\frac{3}{4}$ in	F $1\frac{1}{2}$ in