



Number Line - Simple Fractions, Select Dot - Approximate




1 What dot would be closest to $\frac{1}{6}$?



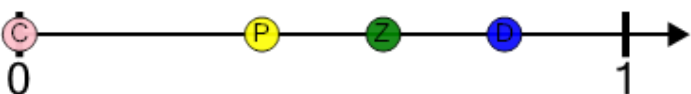
A	B	C	D
Z	M	N	R

2 What dot would be closest to $\frac{2}{3}$?



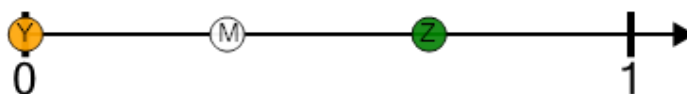
A	B	C
C	P	N

3 What dot would be closest to $\frac{2}{5}$?



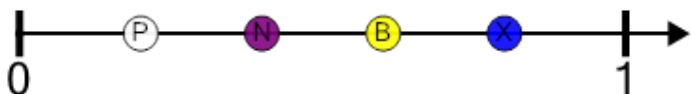
A	B	C	D
C	P	Z	D

4 What dot would be closest to $\frac{2}{3}$?



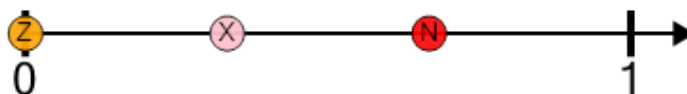
A	B	C
Y	M	Z

5 What dot would be closest to $\frac{3}{5}$?



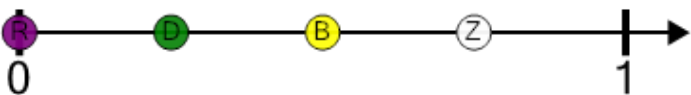
A	B	C	D
P	N	B	X

6 What dot would be closest to $\frac{1}{3}$?



A	B	C
Z	X	N

7 What dot would be closest to $\frac{3}{4}$?



A	B	C	D
R	D	B	Z

8 What dot would be closest to $\frac{4}{5}$?



A	B	C	D
B	N	Y	C