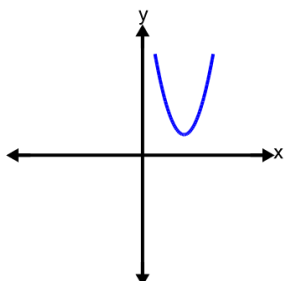




Quadratics Vertex Form - Graph to Min/Max Y



1 What would the min/max y-value of this function be?



A

Max: -2

B

Min: -2

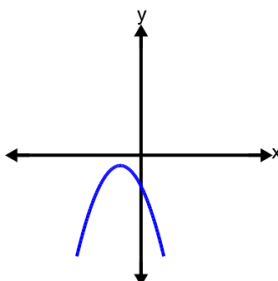
C

Min: 2

D

Max: 2

2 What would the min/max y-value of this function be?



A

Min: -1

B

Max: -1

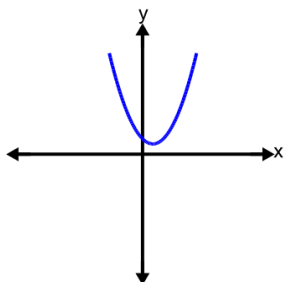
C

Max: 1

D

Min: 1

3 What would the min/max y-value of this function be?



A

Min: -1

B

Min: 1

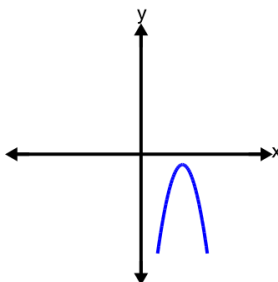
C

Max: -1

D

Max: 1

4 What would the min/max y-value of this function be?



A

Min: -1

B

Max: 1

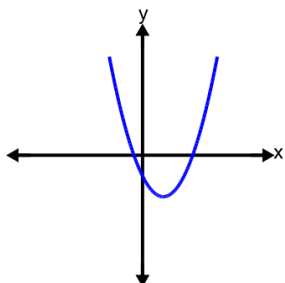
C

Min: 1

D

Max: -1

5 What would the min/max y-value of this function be?



A

Max: -4

B

Max: 4

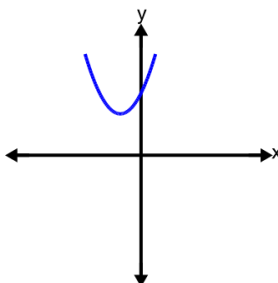
C

Min: 4

D

Min: -4

6 What would the min/max y-value of this function be?



A

Min: 4

B

Max: 4

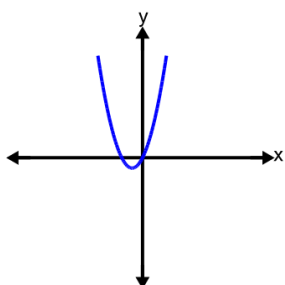
C

Min: -4

D

Max: -4

7 What would the min/max y-value of this function be?



A

Max: -1

B

Min: 1

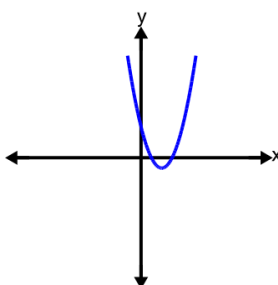
C

Max: 1

D

Min: -1

8 What would the min/max y-value of this function be?



A

Max: -1

B

Min: 1

C

Min: -1

D

Max: 1