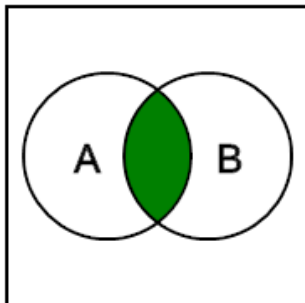


Probability Union, Intersection, Complement - Venn Diagram to Description

1

The green area in the Venn diagram is the probability of what?



A Either A or B happening

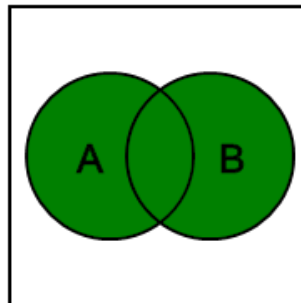
B Event A happening, given that B has happened

C Both A and B happening

D Event A not happening

2

The green area in this Venn diagram is the probability of what?



A Both A and B happening

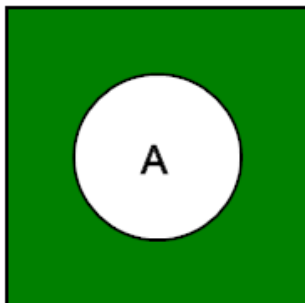
B Event A not happening

C Event A happening, given that B has happened

D Either A or B happening

3

The green area in this Venn diagram is the probability of what?



A Either A or B happening

B Both A and B happening

C Event A not happening

D Event A happening, given that B has happened