
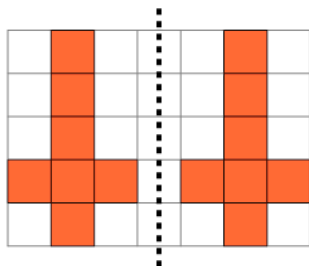




2D Shape Symmetry - Is This Symmetric

**1**

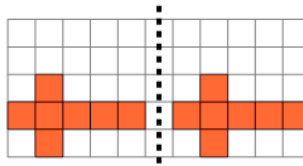
Are the left and right sides symmetric?

A

Yes

B

No

2

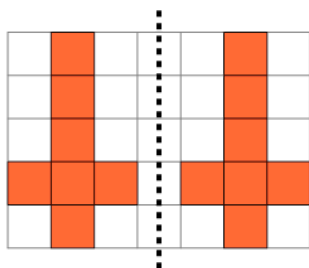
Are the left and right sides symmetric?

A

Yes

B

No

3

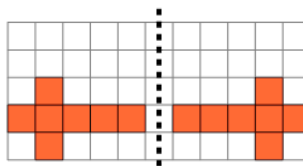
Are the left and right sides symmetric?

A

Yes

B

No

4

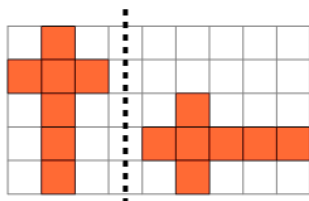
Are the left and right sides symmetric?

A

Yes

B

No

5

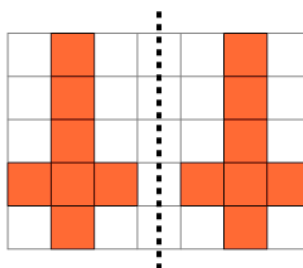
Are the left and right sides symmetric?

A

Yes

B

No

6

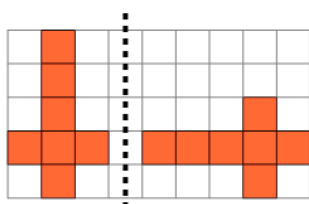
Are the left and right sides symmetric?

A

Yes

B

No

7

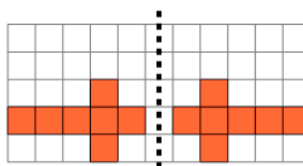
Are the left and right sides symmetric?

A

Yes

B

No

8

Are the left and right sides symmetric?

A

Yes

B

No