



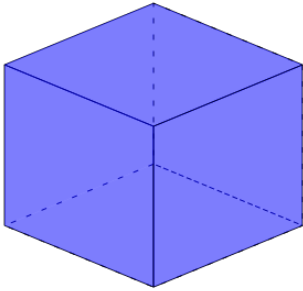
3D Shapes - Count Edges - Reversed

**1**

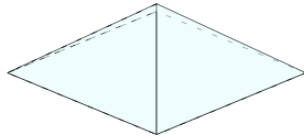
Select the shape that is described

12 edges

A



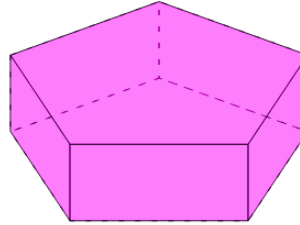
B

**2**

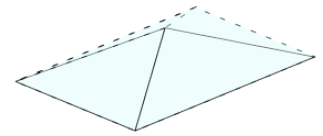
Select the shape that is described

15 edges

A



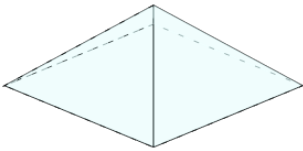
B

**3**

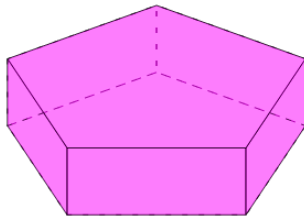
Select the shape that is described

8 edges

A



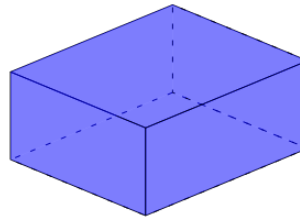
B

**4**

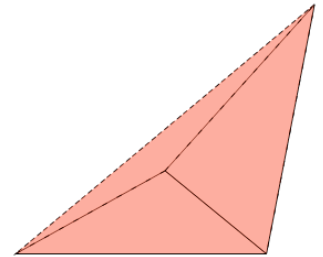
Select the shape that is described

6 edges

A



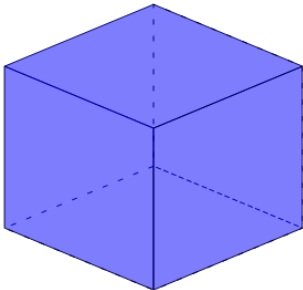
B

**5**

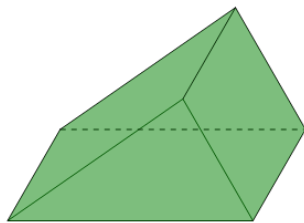
Select the shape that is described

9 edges

A



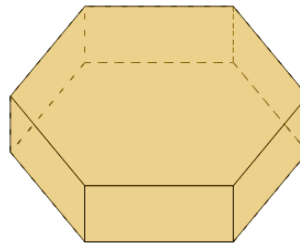
B

**6**

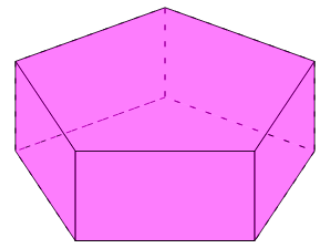
Select the shape that is described

18 edges

A



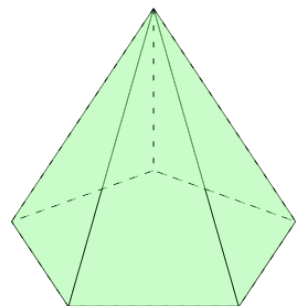
B

**7**

Select the shape that is described

10 edges

A



B

