



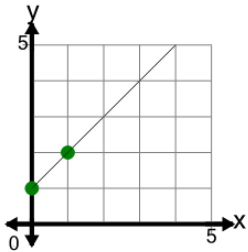
Slope - Find Equivalent - Decimal Slope to Graph

**1**

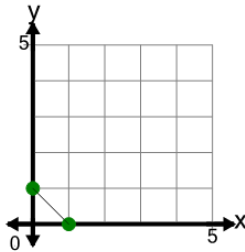
What line has this slope?

$m = -1$

A



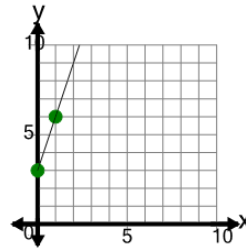
B

**2**

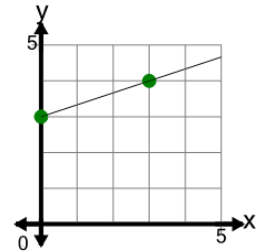
What line has this slope?

$m = 0.33$

A



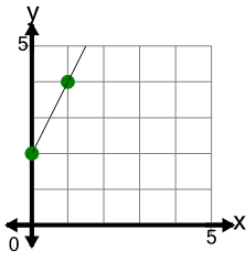
B

**3**

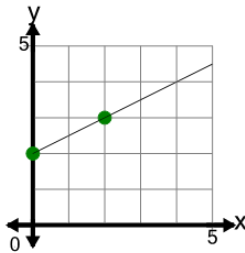
What line has this slope?

$m = 2$

A



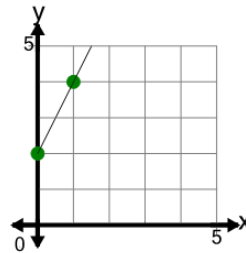
B

**4**

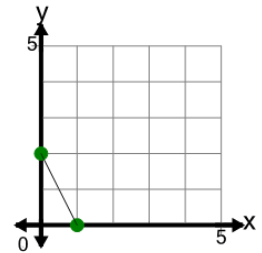
What line has this slope?

$m = -2$

A



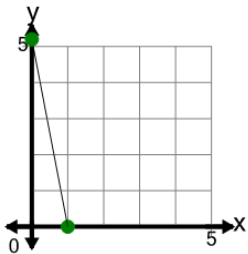
B

**5**

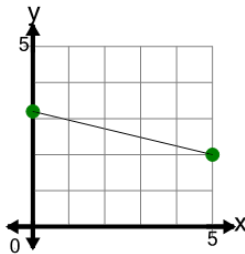
What line has this slope?

$m = -0.2$

A



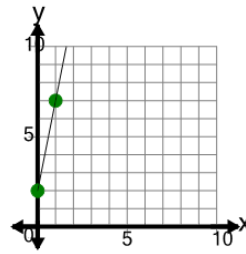
B

**6**

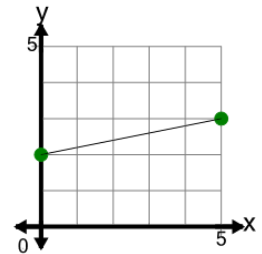
What line has this slope?

$m = 0.2$

A



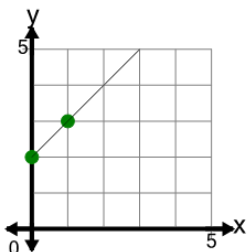
B

**7**

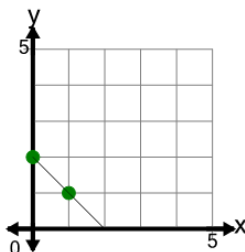
What line has this slope?

$m = 1$

A



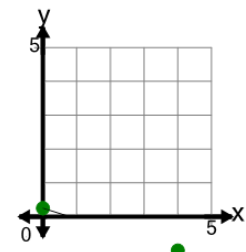
B

**8**

What line has this slope?

$m = -0.25$

A



B

