




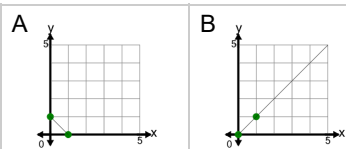
Slope - Find Equivalent - Slope Zero Intercept Form to Graph



1

What graphed line shows this line equation?

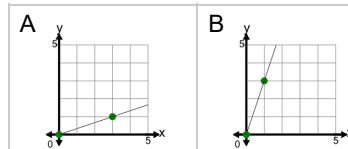
$$y = 1x$$



2

What graphed line shows this line equation?

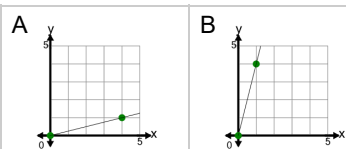
$$y = \frac{1}{3}x$$



3

What graphed line shows this line equation?

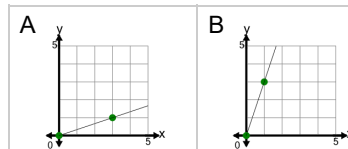
$$y = \frac{1}{4}x$$



4

What graphed line shows this line equation?

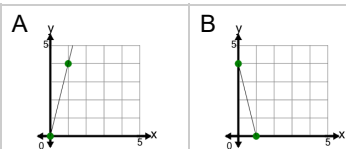
$$y = 3x$$



5

What graphed line shows this line equation?

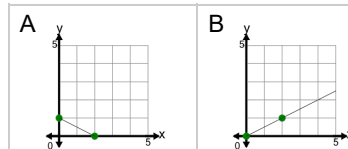
$$y = 4x$$



6

What graphed line shows this line equation?

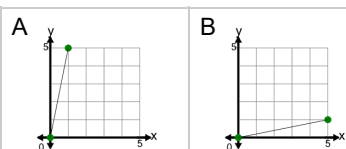
$$y = \frac{1}{2}x$$



7

What graphed line shows this line equation?

$$y = \frac{1}{5}x$$



8

What graphed line shows this line equation?

$$y = 2x$$

