




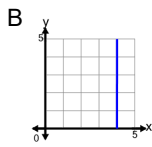
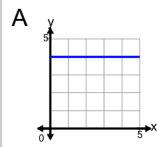
## Slope - Vertical and Horizontal - Function to Graph



1

What graphed line shows this line equation?

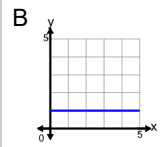
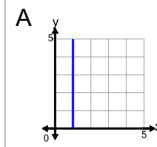
$$x = 4$$



2

What graphed line shows this line equation?

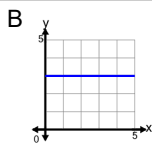
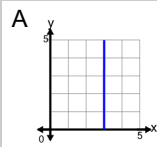
$$x = 1$$



3

What graphed line shows this line equation?

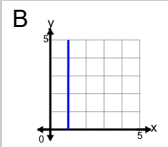
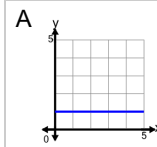
$$x = 3$$



4

What graphed line shows this line equation?

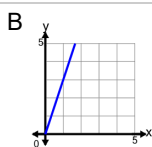
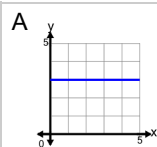
$$y = 1$$



5

What graphed line shows this line equation?

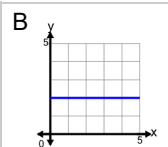
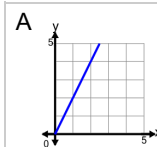
$$y = 3$$



6

What graphed line shows this line equation?

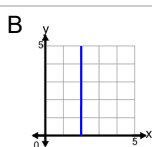
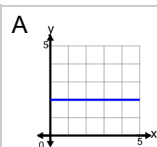
$$y = 2$$



7

What graphed line shows this line equation?

$$x = 2$$



8

What graphed line shows this line equation?

$$y = 4$$

