



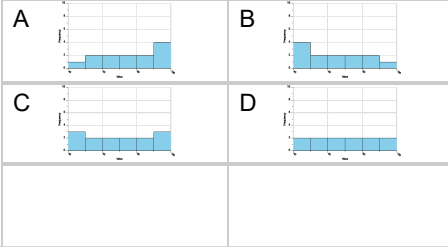
## Statistics - Histograms - Frequency Table to Histogram



1

Which histogram best matches this frequency table?

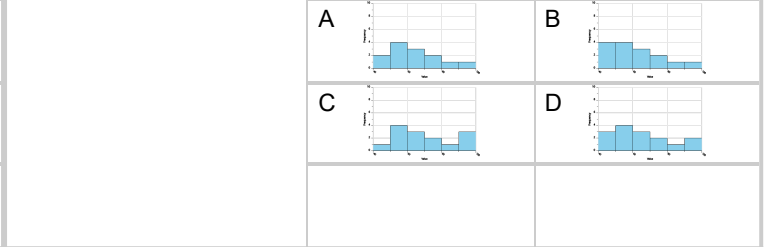
Class	[40, 50)	[50, 60)	[60, 70)	[70, 80)	[80, 90)	[90, 100]
Freq	2	2	2	2	2	2



2

Which histogram best matches this frequency table?

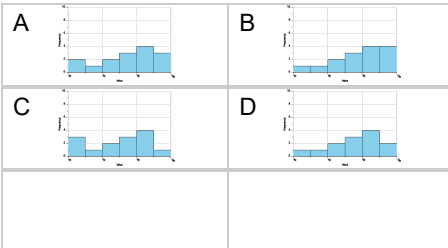
Class	[40, 50)	[50, 60)	[60, 70)	[70, 80)	[80, 90)	[90, 100]
Freq	2	4	3	2	1	1



3

Which histogram best matches this frequency table?

Class	[40, 50)	[50, 60)	[60, 70)	[70, 80)	[80, 90)	[90, 100]
Freq	1	1	2	3	4	2



4

Which histogram best matches this frequency table?

Class	[40, 50)	[50, 60)	[60, 70)	[70, 80)	[80, 90)	[90, 100]
Freq	1	2	4	3	2	1

