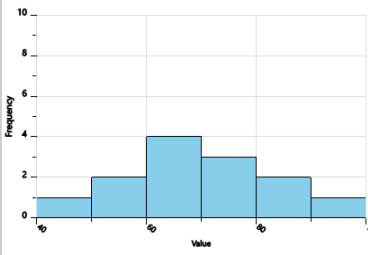
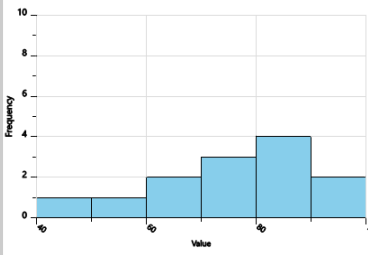
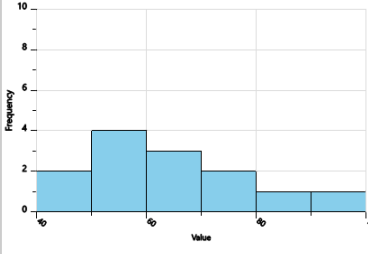
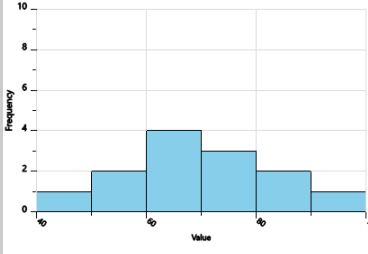
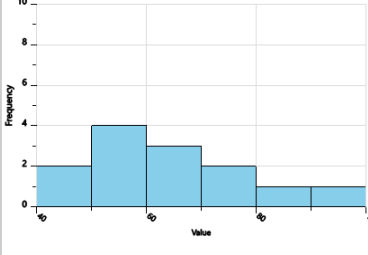
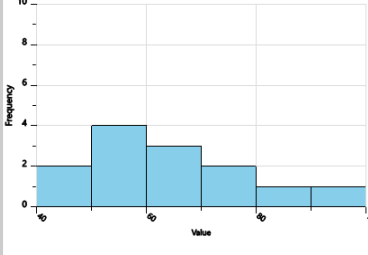
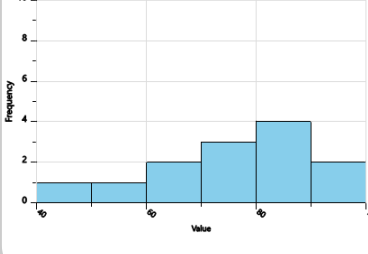
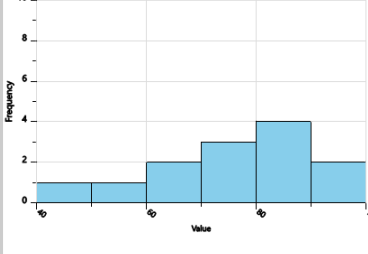




Statistics - Histograms - Histogram to Modal Class



<p>1 What is the modal class?</p> 	<p>A [60, 70)</p>	<p>B [70, 80)</p>	<p>2 What is the modal class?</p> 	<p>A [40, 50)</p>	<p>B [80, 90)</p>
	<p>C [40, 50)</p>	<p>D [50, 60)</p>		<p>C [50, 60)</p>	<p>D [60, 70)</p>
<p>3 What is the modal class?</p> 	<p>A [60, 70)</p>	<p>B [50, 60)</p>	<p>4 What is the modal class?</p> 	<p>A [60, 70)</p>	<p>B [50, 60)</p>
	<p>C [70, 80)</p>	<p>D [40, 50)</p>		<p>C [70, 80)</p>	<p>D [40, 50)</p>
<p>5 What is the modal class?</p> 	<p>A [40, 50)</p>	<p>B [50, 60)</p>	<p>6 What is the modal class?</p> 	<p>A [40, 50)</p>	<p>B [70, 80)</p>
	<p>C [60, 70)</p>	<p>D [70, 80)</p>		<p>C [60, 70)</p>	<p>D [50, 60)</p>
<p>7 What is the modal class?</p> 	<p>A [80, 90)</p>	<p>B [40, 50)</p>	<p>8 What is the modal class?</p> 	<p>A [50, 60)</p>	<p>B [80, 90)</p>
	<p>C [60, 70)</p>	<p>D [50, 60)</p>		<p>C [60, 70)</p>	<p>D [40, 50)</p>