
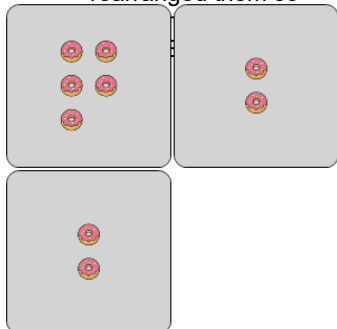




Statistics - Mean - Pictures to Concept

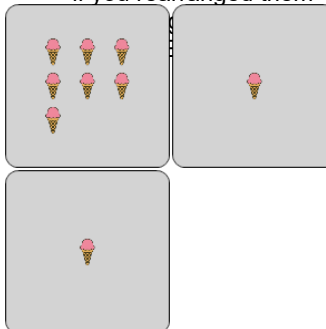


1 How many donuts would be in each group if you rearranged them so




A	B	C
5	1	7
D	E	F
0	2	3

2 How many ice creams would be in each group if you rearranged them



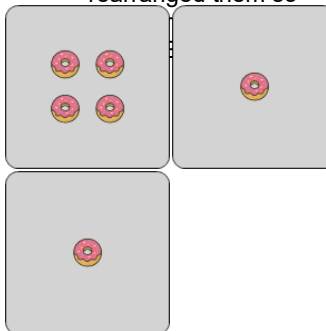
A	B	C
1	0	3
D	E	F
7	6	2

3 How many apples would be in each group if you rearranged them so



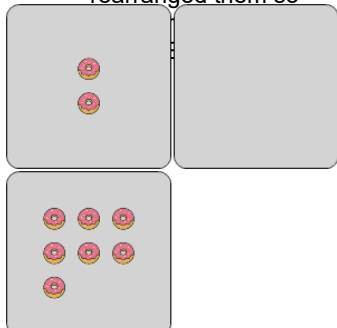
A	B	C
10	6	1
D	E	F
0	5	2

4 How many donuts would be in each group if you rearranged them so



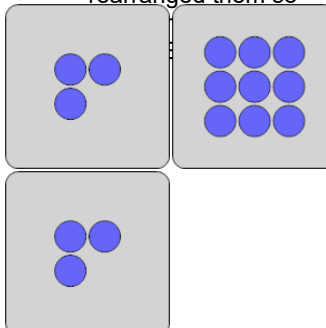
A	B	C
6	4	3
D	E	F
1	5	2

5 How many donuts would be in each group if you rearranged them so




A	B	C
2	3	1
D	E	F
4	7	8

6 How many circles would be in each group if you rearranged them so



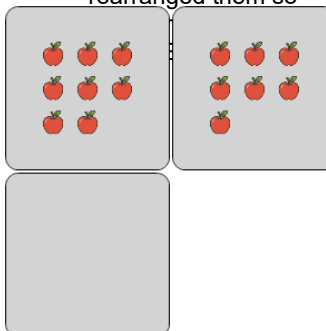
A	B	C
5	0	1
D	E	F
8	4	6

7 How many apples would be in each group if you rearranged them so



A	B	C
6	1	5
D	E	F
2	10	4

8 How many apples would be in each group if you rearranged them so



A	B	C
5	6	2
D	E	F
4	1	8