
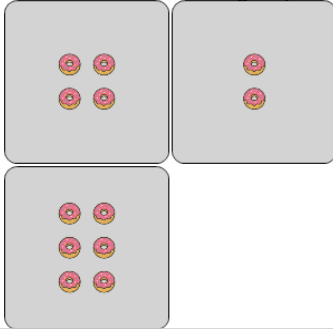




## Statistics - Mean - Pictures to Correct Term

**1**

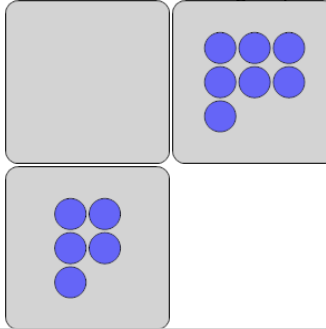
What is the MEAN (average) number of donuts in each group?



A	B	C
8	0	5
D	E	F
4	3	1

**2**

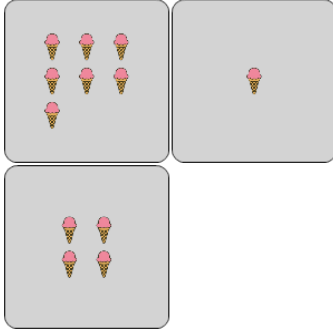
What is the MEAN (average) number of circles in each group?



A	B	C
4	7	6
D	E	F
8	1	5

**3**

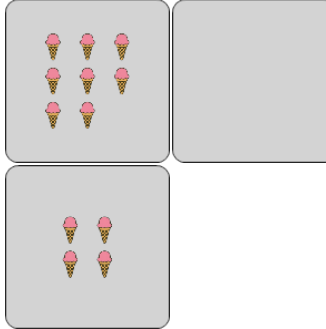
What is the MEAN (average) number of ice creams in each group?



A	B	C
7	6	8
D	E	F
2	0	4

**4**

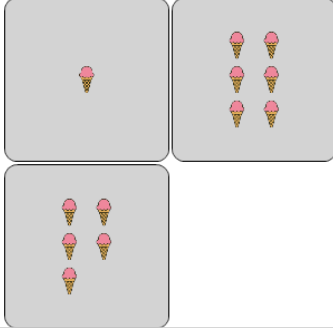
What is the MEAN (average) number of ice creams in each group?



A	B	C
1	4	0
D	E	F
7	2	3

**5**

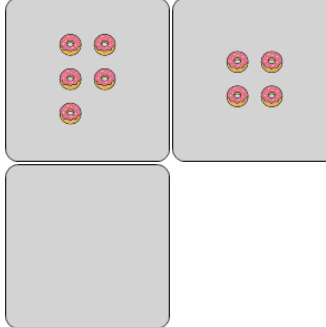
What is the MEAN (average) number of ice creams in each group?



A	B	C
0	2	9
D	E	F
4	1	8

**6**

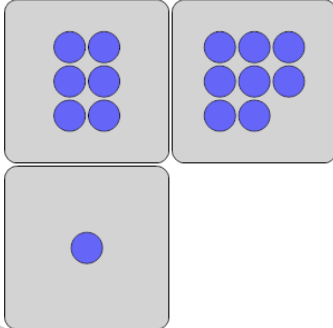
What is the MEAN (average) number of donuts in each group?



A	B	C
4	2	8
D	E	F
6	3	0

**7**

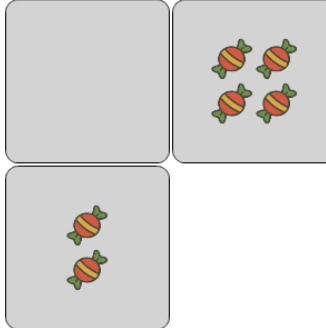
What is the MEAN (average) number of circles in each group?



A	B	C
8	10	5
D	E	F
6	1	3

**8**

What is the MEAN (average) number of candies in each group?



A	B	C
3	4	0
D	E	F
2	5	1