
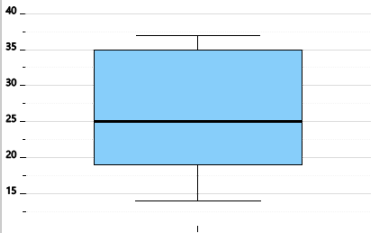




Statistics - Quartiles - Box Plot and Point to Is Outlier



1



Would a value of 54 be an outlier for this box plot?

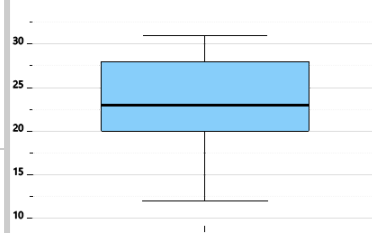
A

Yes

B

No

2



Would a value of 12 be an outlier for this box plot?

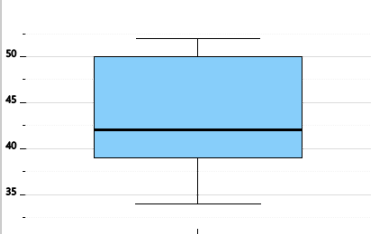
A

No

B

Yes

3



Would a value of 26 be an outlier for this box plot?

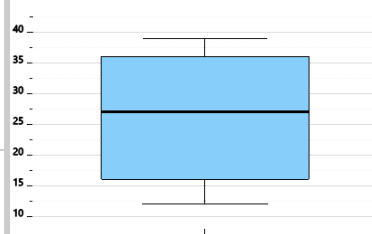
A

Yes

B

No

4



Would a value of 1 be an outlier for this box plot?

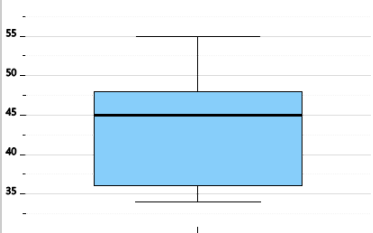
A

Yes

B

No

5



Would a value of 68 be an outlier for this box plot?

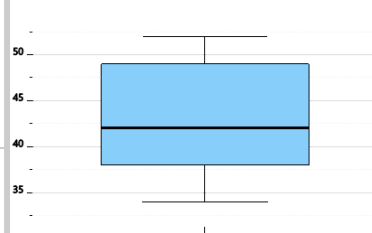
A

No

B

Yes

6



Would a value of 60 be an outlier for this box plot?

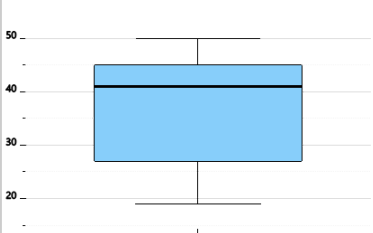
A

Yes

B

No

7



Would a value of 1 be an outlier for this box plot?

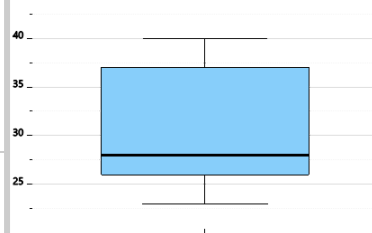
A

No

B

Yes

8



Would a value of 6 be an outlier for this box plot?

A

No

B

Yes