
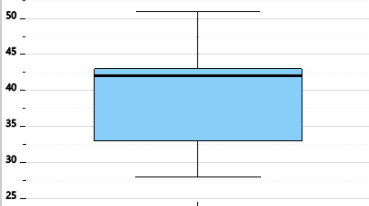




Statistics - Quartiles - Box Plot to Median



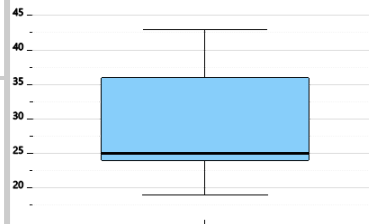
1 What is the median of this box plot?



A	28
B	42
C	33

D	51
---	----

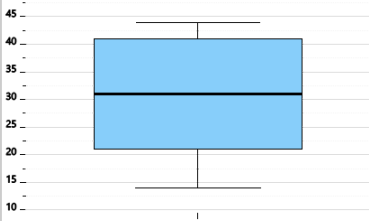
2 What is the median of this box plot?



A	25
B	36
C	43

D	19
---	----

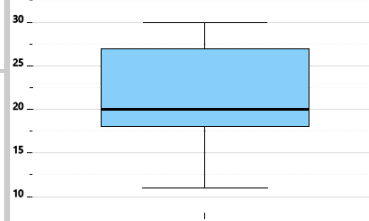
3 What is the median of this box plot?



A	14
B	41
C	21

D	31
---	----

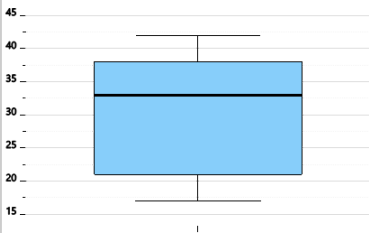
4 What is the median of this box plot?



A	27
B	11
C	20

D	18
---	----

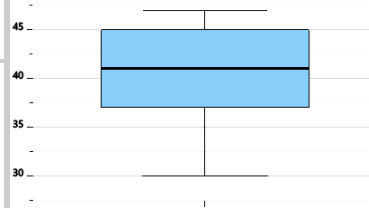
5 What is the median of this box plot?



A	33
B	38
C	17

D	21
---	----

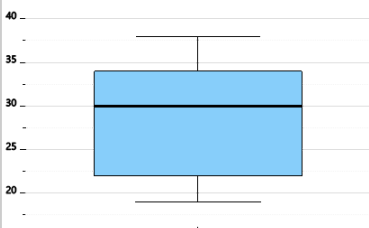
6 What is the median of this box plot?



A	41
B	30
C	45

D	37
---	----

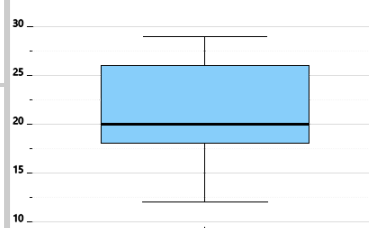
7 What is the median of this box plot?



A	34
B	30
C	19

D	22
---	----

8 What is the median of this box plot?



A	20
B	26
C	18

D	12
---	----