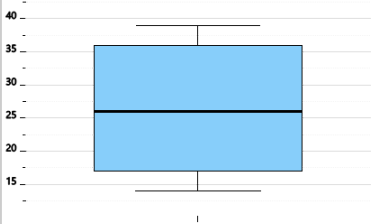




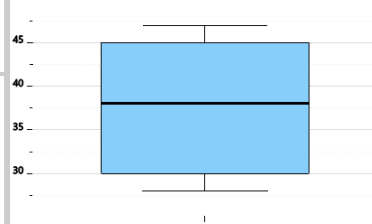
Statistics - Quartiles - Box Plot to Quartile

1 What is the median (Q2) of this box plot?



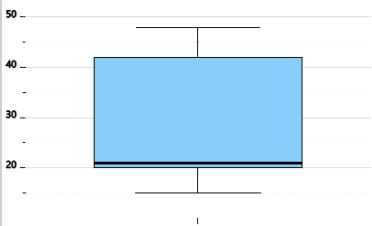
- | | | |
|----|----|----|
| A | B | C |
| 14 | 36 | 17 |
| D | | |
| 26 | | |

2 What is the third quartile (Q3) of this box plot?



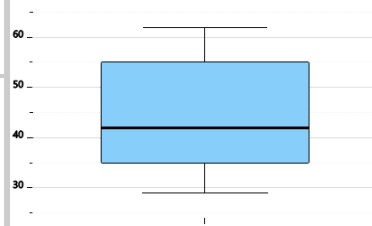
- | | | |
|----|----|----|
| A | B | C |
| 38 | 45 | 28 |
| D | | |
| 30 | | |

3 What is the median (Q2) of this box plot?



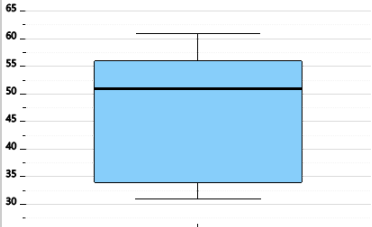
- | | | |
|----|----|----|
| A | B | C |
| 48 | 15 | 42 |
| D | | |
| 21 | | |

4 What is the first quartile (Q1) of this box plot?



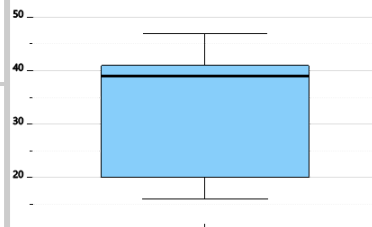
- | | | |
|----|----|----|
| A | B | C |
| 29 | 42 | 55 |
| D | | |
| 35 | | |

5 What is the third quartile (Q3) of this box plot?



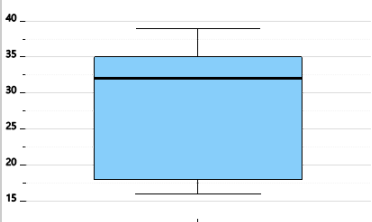
- | | | |
|----|----|----|
| A | B | C |
| 31 | 34 | 56 |
| D | | |
| 51 | | |

6 What is the first quartile (Q1) of this box plot?



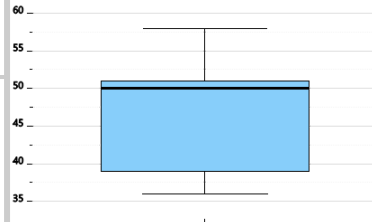
- | | | |
|----|----|----|
| A | B | C |
| 41 | 39 | 16 |
| D | | |
| 20 | | |

7 What is the third quartile (Q3) of this box plot?



- | | | |
|----|----|----|
| A | B | C |
| 35 | 18 | 16 |
| D | | |
| 32 | | |

8 What is the first quartile (Q1) of this box plot?



- | | | |
|----|----|----|
| A | B | C |
| 36 | 39 | 50 |
| D | | |
| 51 | | |