


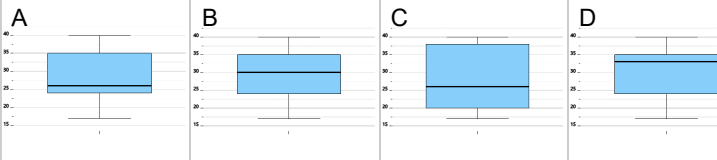


## Statistics - Quartiles - Median, Q1, Q3 to Box Plot



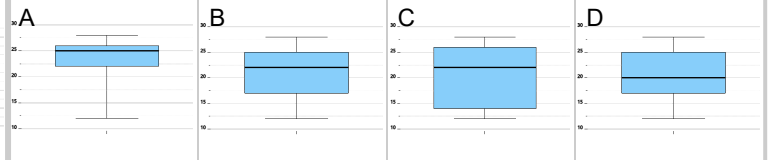
1 Median = 26,  $Q_1 = 24$ ,  $Q_3 = 35$

Which box plot has this median, first quartile, and third quartile?



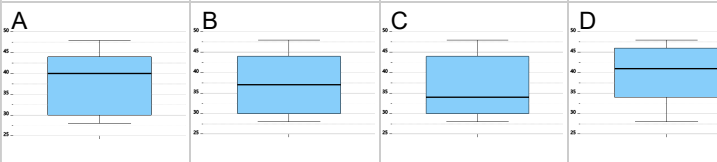
2 Median = 22,  $Q_1 = 17$ ,  $Q_3 = 25$

Which box plot has this median, first quartile, and third quartile?



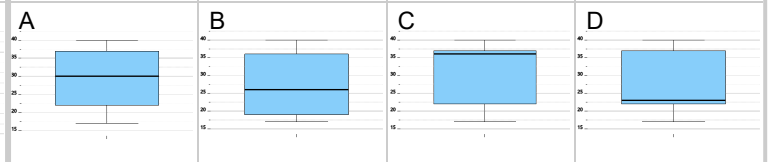
3 Median = 34,  $Q_1 = 30$ ,  $Q_3 = 44$

Which box plot has this median, first quartile, and third quartile?



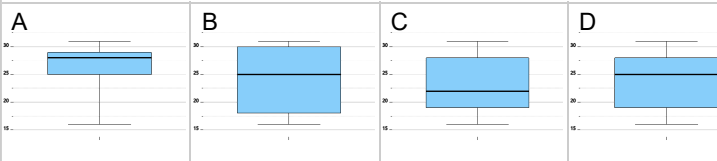
4 Median = 36,  $Q_1 = 22$ ,  $Q_3 = 37$

Which box plot has this median, first quartile, and third quartile?



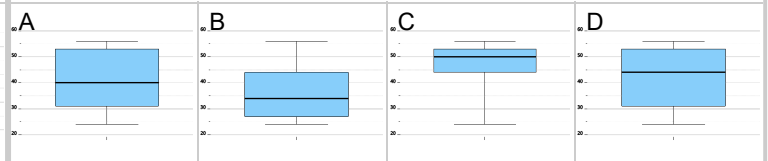
5 Median = 25,  $Q_1 = 19$ ,  $Q_3 = 28$

Which box plot has this median, first quartile, and third quartile?



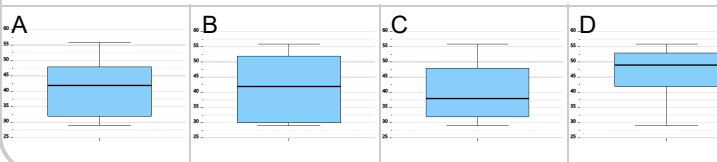
6 Median = 44,  $Q_1 = 31$ ,  $Q_3 = 53$

Which box plot has this median, first quartile, and third quartile?



7 Median = 42,  $Q_1 = 32$ ,  $Q_3 = 48$

Which box plot has this median, first quartile, and third quartile?



8 Median = 36,  $Q_1 = 32$ ,  $Q_3 = 45$

Which box plot has this median, first quartile, and third quartile?

