


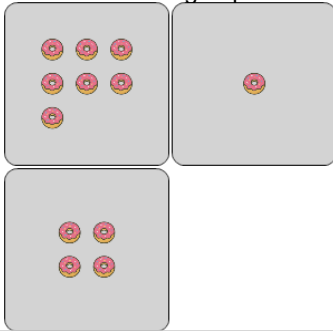


## Statistics - Range - Pictures to Correct Term



**1**

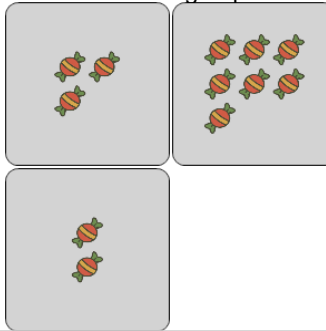
What is the RANGE of the number of donuts in each group?



A	B	C
4	7	0
D	E	F
10	3	6

**2**


What is the RANGE of the number of candies in each group?



A	B	C
6	5	3
D	E	F
1	2	4

**3**

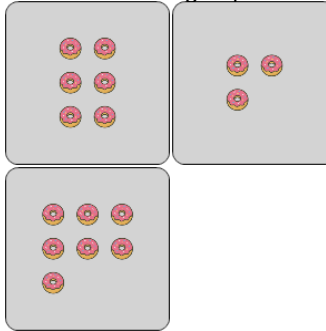
What is the RANGE of the number of ice creams in each group?



A	B	C
2	0	7
D	E	F
4	1	3

**4**

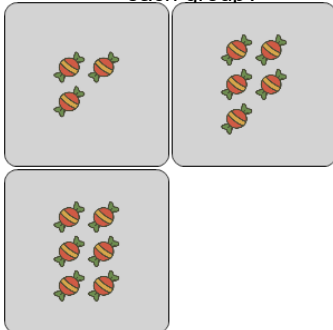
What is the RANGE of the number of donuts in each group?



A	B	C
2	4	1
D	E	F
0	9	7

**5**

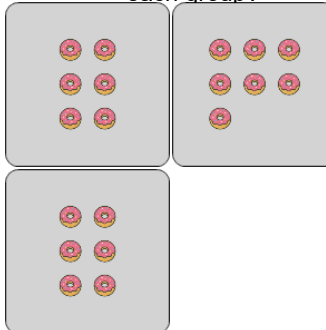
What is the RANGE of the number of candies in each group?



A	B	C
1	7	6
D	E	F
3	2	0

**6**

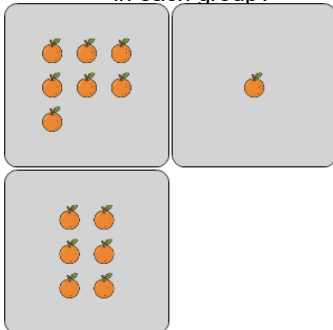
What is the RANGE of the number of donuts in each group?



A	B	C
3	4	1
D	E	F
2	6	5

**7**

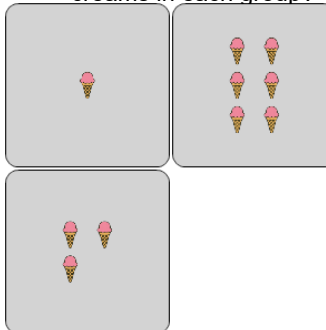
What is the RANGE of the number of oranges in each group?



A	B	C
8	4	6
D	E	F
9	2	7

**8**

What is the RANGE of the number of ice creams in each group?



A	B	C
10	0	5
D	E	F
6	1	7