

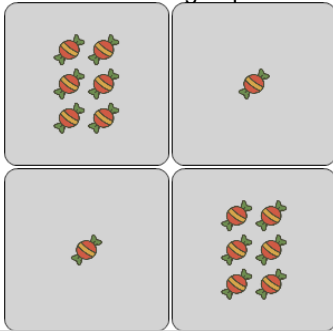


## Statistics - Range - Pictures to Correct Term



**1**


What is the RANGE of the number of candies in each group?



A	B	C
5	3	6
D	E	F
1	10	7

**2**

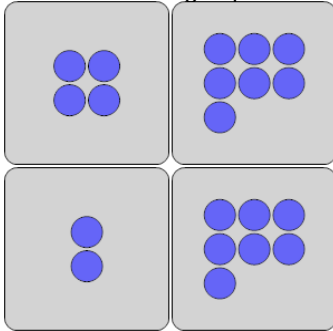
What is the RANGE of the number of ice creams in each group?



A	B	C
5	2	4
D	E	F
8	6	3

**3**

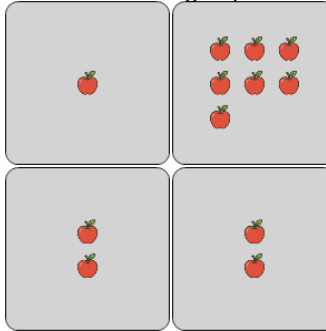
What is the RANGE of the number of circles in each group?



A	B	C
5	9	8
D	E	F
1	10	2

**4**

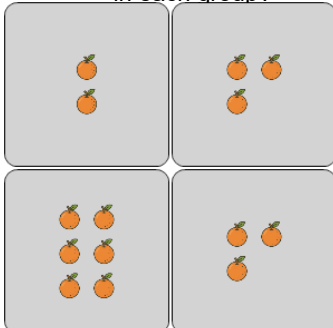
What is the RANGE of the number of apples in each group?



A	B	C
1	6	10
D	E	F
0	5	11

**5**

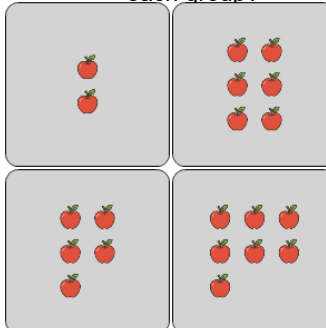
What is the RANGE of the number of oranges in each group?



A	B	C
0	3	4
D	E	F
6	5	1

**6**

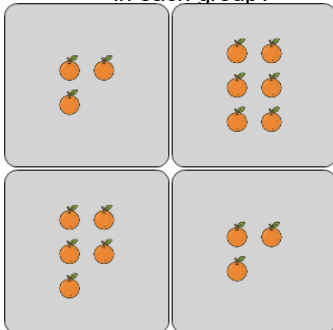
What is the RANGE of the number of apples in each group?



A	B	C
2	9	6
D	E	F
7	5	8

**7**

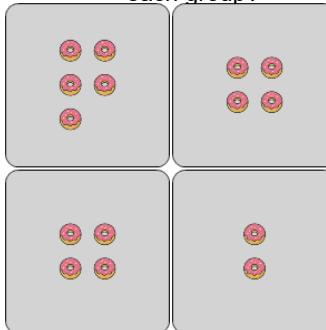
What is the RANGE of the number of oranges in each group?



A	B	C
3	5	0
D	E	F
2	4	7

**8**

What is the RANGE of the number of donuts in each group?



A	B	C
0	4	6
D	E	F
1	5	3