



Statistics - Standard Deviation - Higher/Lower Consistency to Bell Curve

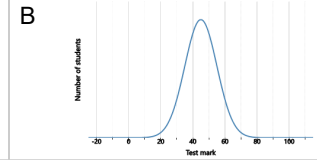
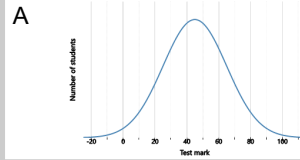
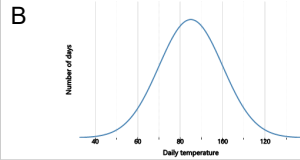
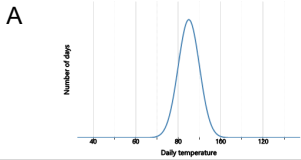


1 Which city has less consistent temperatures?

2 Which group of students has less consistent marks?

Which city has less consistent temperatures?

Which group of students has less consistent marks?

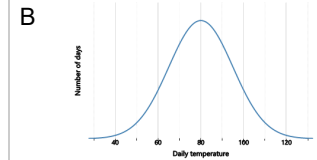
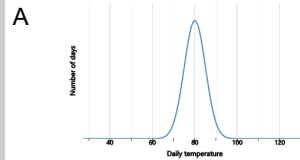
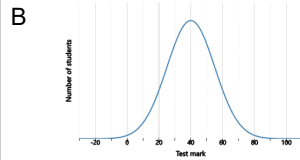
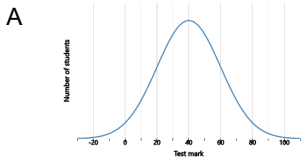


3 Which group of students has more consistent marks?

4 Which city has more consistent temperatures?

Which group of students has more consistent marks?

Which city has more consistent temperatures?



5 Which group of players has more consistent scoring?

6 Which group of players has less consistent scoring?

Which group of players has more consistent scoring?

Which group of players has less consistent scoring?

