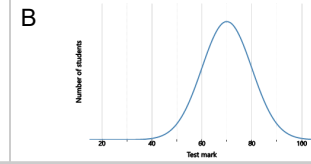
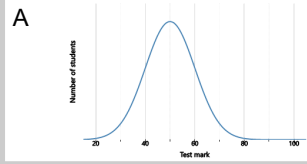
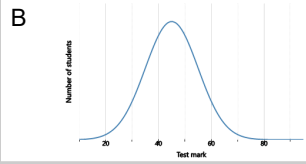
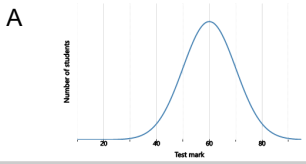


Statistics - Standard Deviation - Higher/Lower Performance to Bell Curve

1 Which group of students has lower average marks?

2 Which group of students has higher average marks?

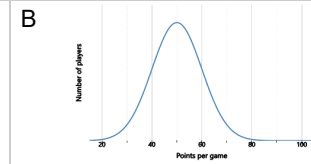
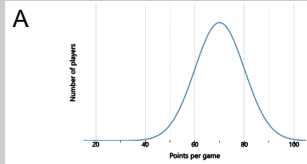
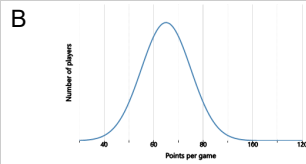
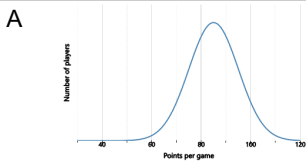
Which group of students has lower average marks? Which group of students has higher average marks?



3 Which group of players has fewer points per game on average?

4 Which group of players has more points per game on average?

Which group of players has fewer points per game on average? Which group of players has more points per game on average?



5 Which city has a lower average temperature?

6 Which city has a higher average temperature?

Which city has a lower average temperature? Which city has a higher average temperature?

