

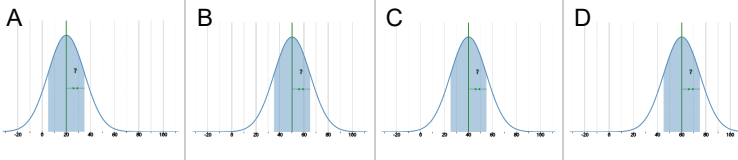


## Statistics - Standard Deviation - Mean to Bell Curve



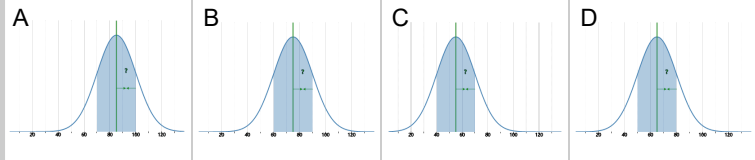
1 Which bell curve matches these values?

$$\text{mean} = 40$$



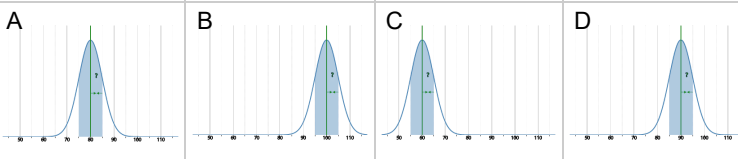
2 Which bell curve matches these values?

$$\text{mean} = 65$$



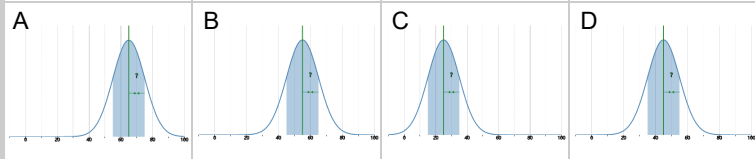
3 Which bell curve matches these values?

$$\text{mean} = 80$$



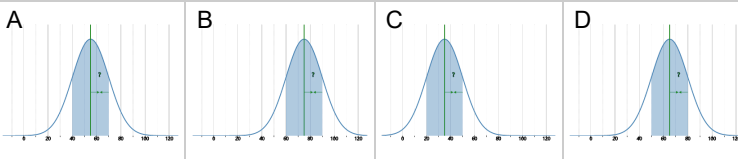
4 Which bell curve matches these values?

$$\text{mean} = 45$$



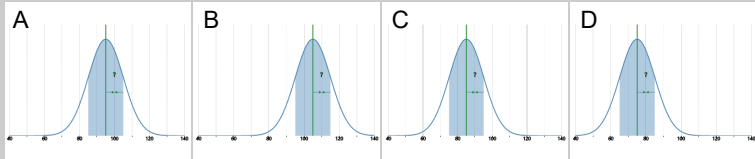
5 Which bell curve matches these values?

$$\text{mean} = 55$$



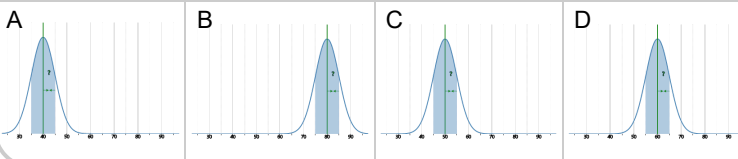
6 Which bell curve matches these values?

$$\text{mean} = 85$$



7 Which bell curve matches these values?

$$\text{mean} = 60$$



8 Which bell curve matches these values?

$$\text{mean} = 70$$

