




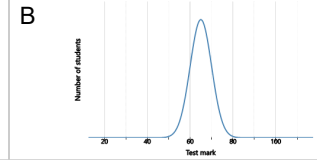
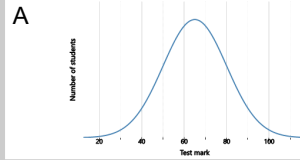
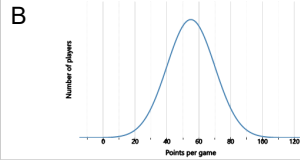
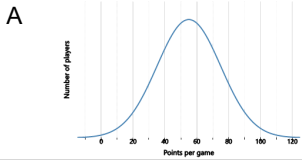
Statistics - Standard Deviation - More/Fewer Extremes to Bell Curve



1 Which group of players has more extreme scores?

2 Which group of students has more extreme marks?

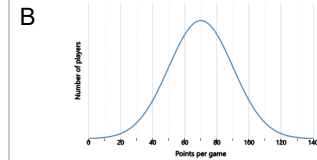
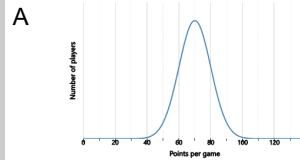
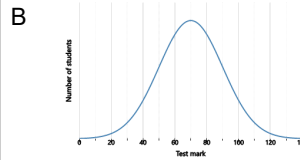
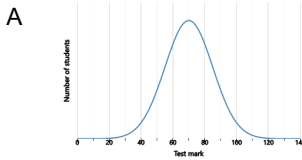
Which group of players has more extreme scores? Which group of students has more extreme marks?



3 Which group of students has fewer extreme marks?

4 Which group of players has fewer extreme scores?

Which group of students has fewer extreme marks? Which group of players has fewer extreme scores?



5 Which city has fewer extreme temperatures?

6 Which city has more extreme temperatures?

Which city has fewer extreme temperatures? Which city has more extreme temperatures?

