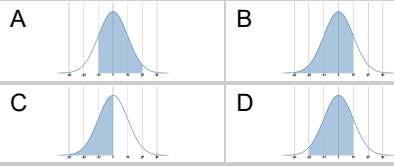


Statistics - Standard Deviation - Mean, SD and Range to Labelled Curve, Three Sections

1

The daily high temperatures in degrees are normally distributed with a mean of 18 and a standard deviation of 2. Show days between 14 and 20 on the graph.

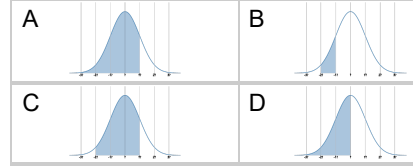
Which normal curve has the correct region shaded for days between 14 and 20?



2

The battery lifetimes in hours are normally distributed with a mean of 50 and a standard deviation of 4. Show batteries between 38 and 50 on the graph.

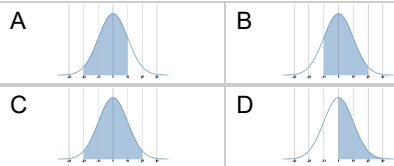
Which normal curve has the correct region shaded for batteries between 38 and 50?



3

The battery lifetimes in hours are normally distributed with a mean of 60 and a standard deviation of 4. Show batteries between 56 and 68 on the graph.

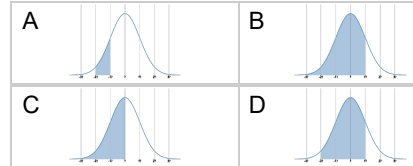
Which normal curve has the correct region shaded for batteries between 56 and 68?



4

The test scores in a large class are normally distributed with a mean of 80 and a standard deviation of 10. Show scores between 50 and 80 on the graph.

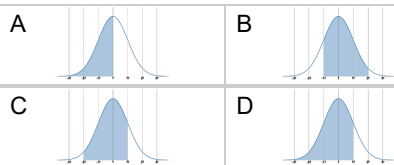
Which normal curve has the correct region shaded for scores between 50 and 80?



5

The adult heights in centimetres are normally distributed with a mean of 170 and a standard deviation of 5. Show people between 160 and 175 on the graph.

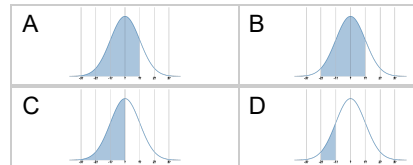
Which normal curve has the correct region shaded for people between 160 and 175?



6

The adult heights in centimetres are normally distributed with a mean of 165 and a standard deviation of 10. Show people between 135 and 165 on the graph.

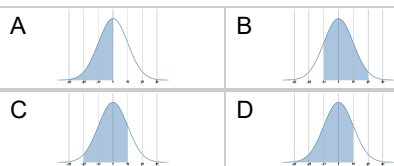
Which normal curve has the correct region shaded for people between 135 and 165?



7

The adult heights in centimetres are normally distributed with a mean of 165 and a standard deviation of 5. Show people between 155 and 170 on the graph.

Which normal curve has the correct region shaded for people between 155 and 170?



8

The battery lifetimes in hours are normally distributed with a mean of 40 and a standard deviation of 4. Show batteries between 36 and 48 on the graph.

Which normal curve has the correct region shaded for batteries between 36 and 48?

