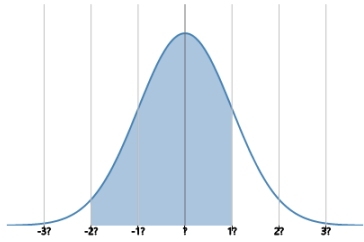




Statistics - Standard Deviation - Unlabelled Curve to Percent in Three Sections

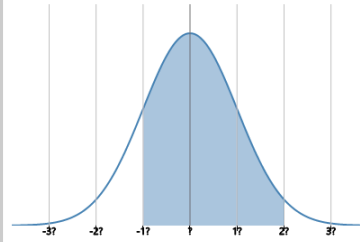
1



What percentage of the data lies between 2 standard deviations below the mean (-2σ) and 1 standard deviation above the mean ($+1\sigma$) in this normal curve?

A	B
81.8%	83.9%

2

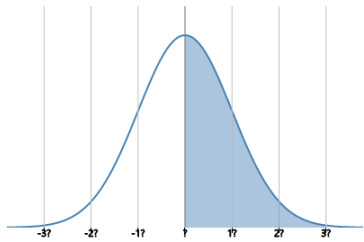


What percentage of the data lies between 1 standard deviation below the mean (-1σ) and 2 standard deviations above the mean ($+2\sigma$) in this normal curve?

A	B
81.8%	47.7%

3

What percentage of the data lies between the mean and 3 standard deviations above the mean ($+3\sigma$) in this normal curve?



A	B	C
50.2%	49.8%	83.9%
D		
15.7%		